

# Florida

In the Sunshine State, the consumer packaged goods (CPG) industry isn't just a sector—it's an economic juggernaut.



This powerhouse supports a staggering **985,000 jobs**, powers the economy with **\$56.8 billion in wages** and injects **\$99.7 billion into Florida's economic lifeblood**.

However, the CPG industry's impact reverberates far beyond data points and balance sheets. From your toothpaste to your tea and your cleaners to your cereal, CPG products are part of Americans' daily lives.

Zoom out to the national scale, and the picture becomes even more impressive. The makers of America's most trusted household brands support **22.3 million jobs—10.5% of the nation's total employment**. That's more than one in ten American workers whose livelihoods are intertwined with this vital industry.

From coast to coast, the CPG industry is a driving force of American prosperity, weaving its impact into the very fabric of our nation.



Scan here to learn more or visit [consumerbrandsassociation.org/industry-impact](https://consumerbrandsassociation.org/industry-impact).

## 985K


### Jobs



That's equivalent to filling The Swamp to capacity more than 11 times.

## \$99.7B

### Economic Impact



That's more than ten times the budget of the Everglades Restoration Project.

# Information on Florida's Congressional Districts



The consumer packaged goods industry provides the food, beverage, household and personal care products that Florida relies on daily and also serves as a cornerstone of economic stability and growth across the state.

DISTRICT	EMPLOYMENT (JOBS)	LABOR INCOME (\$BILLION)	VALUE ADDED (\$BILLION)
FL-1	19,210	\$1.016	\$1.862
FL-2	24,270	\$1.190	\$2.081
FL-3	36,490	\$1.601	\$2.903
FL-4	51,560	\$3.142	\$5.697
FL-5	28,160	\$1.988	\$3.281
FL-6	31,090	\$1.473	\$2.871
FL-7	24,720	\$1.413	\$2.534
FL-8	19,470	\$1.110	\$1.911
FL-9	36,590	\$1.893	\$3.406
FL-10	42,290	\$2.616	\$4.318
FL-11	29,640	\$1.543	\$2.746
FL-12	15,440	\$0.685	\$1.354
FL-13	39,340	\$2.367	\$4.289
FL-14	57,340	\$3.773	\$6.394
FL-15	43,730	\$2.554	\$4.377
FL-16	29,000	\$1.619	\$2.887
FL-17	21,470	\$1.158	\$2.050
FL-18	50,920	\$2.726	\$4.788
FL-19	26,560	\$1.543	\$2.653
FL-20	49,920	\$3.046	\$5.208



Scan here to learn more or visit [consumerbrandsassociation.org/industry-impact](https://consumerbrandsassociation.org/industry-impact).

DISTRICT	EMPLOYMENT (JOBS)	LABOR INCOME (\$BILLION)	VALUE ADDED (\$BILLION)
FL-21	58,890	\$3.215	\$5.756
FL-22	24,130	\$1.598	\$2.805
FL-23	41,470	\$2.679	\$4.393
FL-24	44,930	\$2.501	\$4.533
FL-25	26,590	\$1.644	\$2.945
FL-26	50,520	\$2.878	\$5.134
FL-27	40,980	\$2.637	\$4.267
FL-28	20,270	\$1.198	\$2.290



Scan here to learn more or visit [consumerbrandsassociation.org/industry-impact](https://consumerbrandsassociation.org/industry-impact).